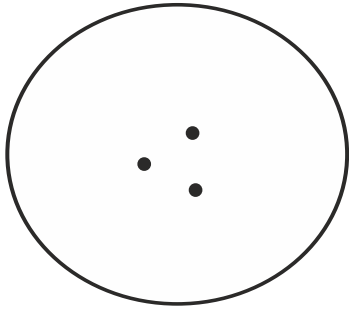



ASSEMBLY INSTRUCTION

PARTS/HARDWARE



2 Pcs Top



2 Pcs Base



3 Pcs Screw



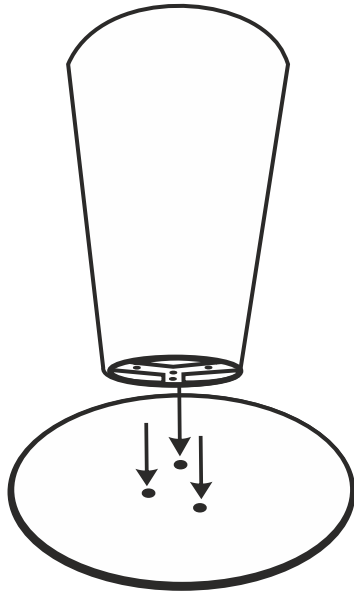
1 Allen Key



3 Pcs Washer

STEP 1

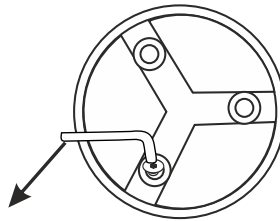
Put the Base up down position as shown




HOW TO ASSEMBLE

STEP 2

Fix the Base on Top as shown



Tight the Base
On Top By
Using Allen Key



FINAL PRODUCT
Thank you for Purchase